

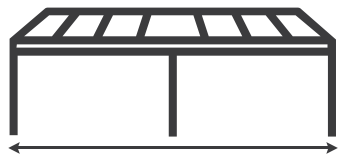


Lean-To Veranda

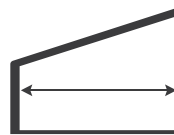
Accredited to BS EN 1090 | Load tested to BS EN 1991003:2003 | Certified Non-Fragile to ACR[M] 2014:001



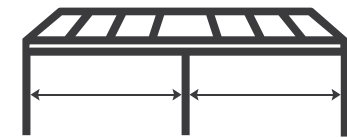
Size Parameters



Length
Any Length



Projection
6m max (polycarbonate roof)
5m max (glass roof)

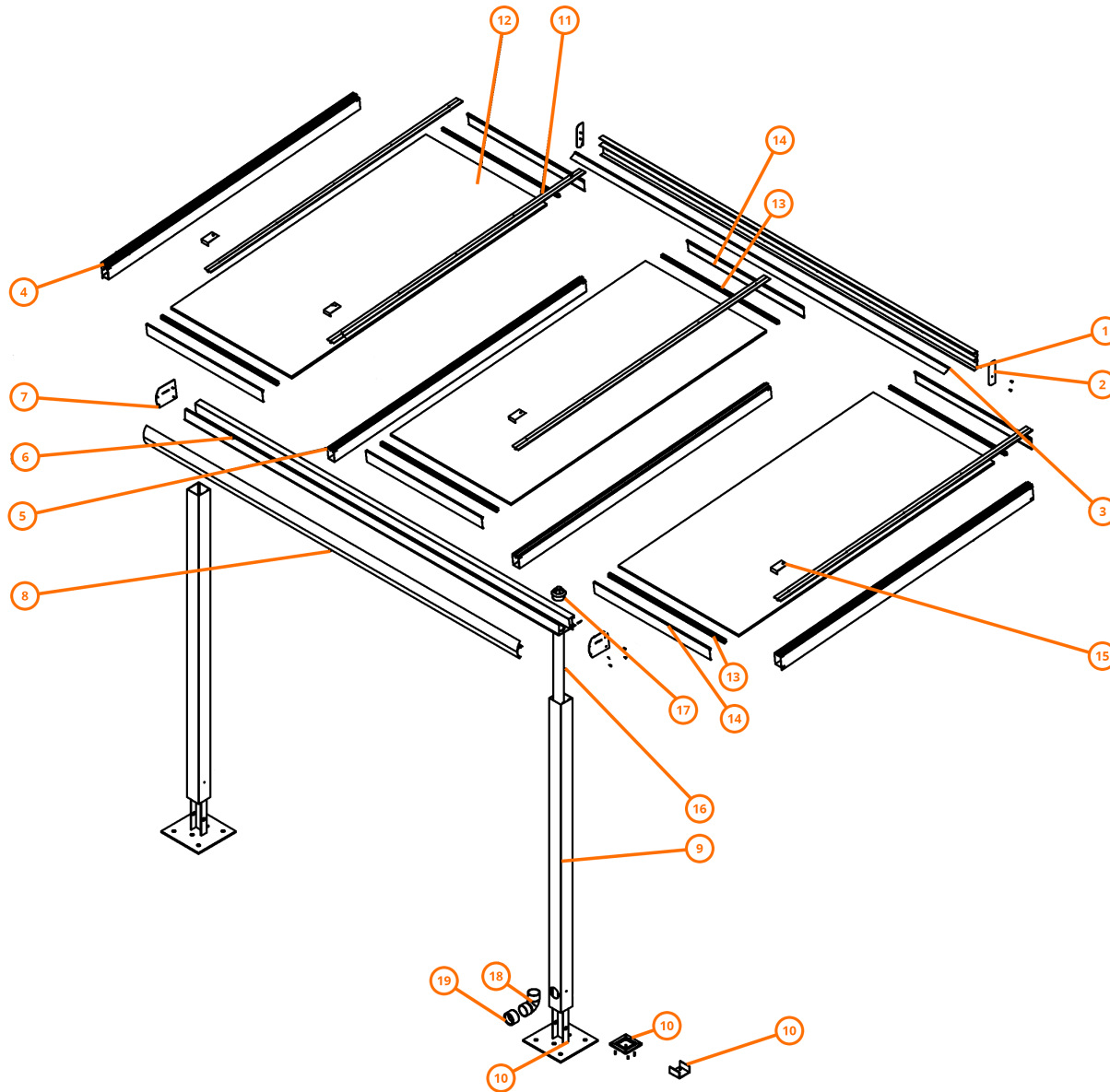


Span Between Posts
6m Span (max projection 4m)
4m Span (4m+ projection)



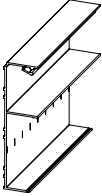

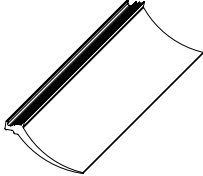
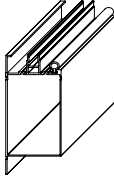
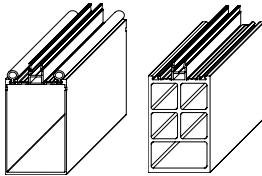
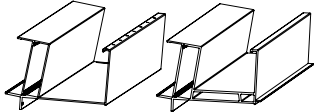
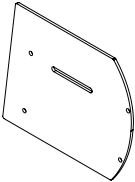
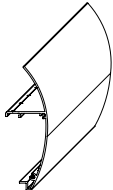
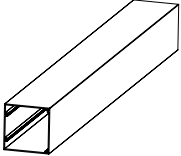
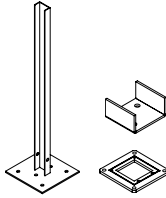
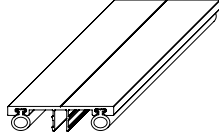
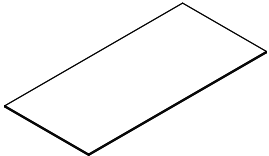
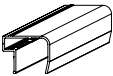
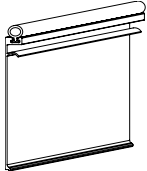
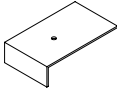


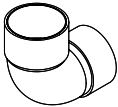

Lean-To Veranda

Exploded Drawing



Lean-To Veranda


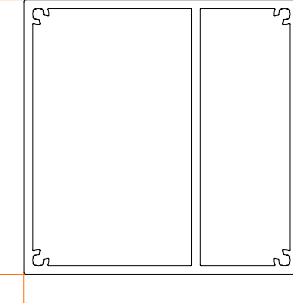
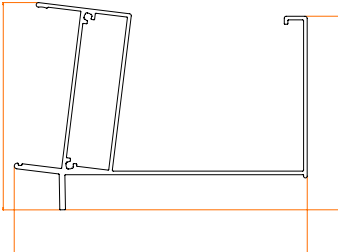
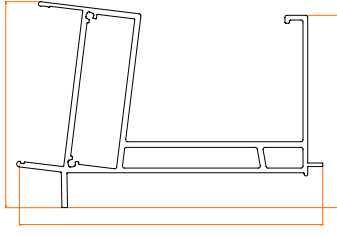
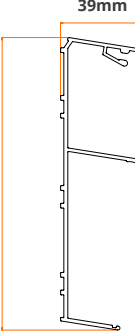

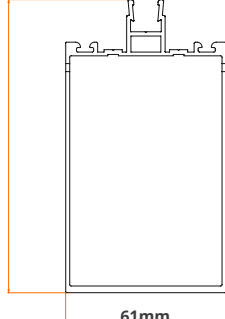

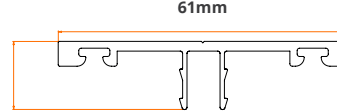
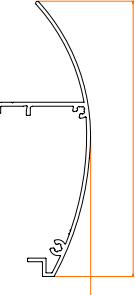
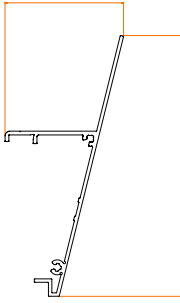

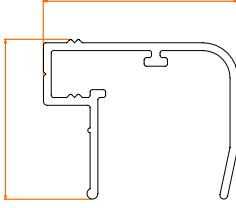
Components List

 <p>1. Wall Plate</p>	 <p>2. End Cap</p>	 <p>3. Wall Plate Rubber</p>	 <p>4. Side Roof Beam</p>	 <p>5. Intermediate Roof Beam</p>	 <p>6. Gutter</p>
 <p>7. Gutter End Cap</p>	 <p>8. Gutter Fascia</p>	 <p>9. 110 x 110mm Square Post</p>	 <p>10. Base Plate</p>	 <p>11. Roof Beam Top Cap</p>	 <p>12. Roof Panel</p>
 <p>13. Nosing (Polycarbonate Only)</p>	 <p>14. Infill Fascia</p>	 <p>15. Roof Beam End Plate</p>	 <p>16. Down Pipe</p>	 <p>17. Leaf Guard</p>	 <p>18. Elbow</p>
 <p>19. Elbow End Cover</p>					



Lean-to Veranda

Profile Dimensions

 <p>110mm</p> <p>110mm</p> <p>1. Standard Post</p>	 <p>125mm</p> <p>125mm</p> <p>2. Heavy Duty Post</p>	 <p>190mm</p> <p>155mm</p> <p>3. Standard Gutter</p>	 <p>109mm</p> <p>162mm</p> <p>4. Heavy Duty Gutter</p>	 <p>39mm</p> <p>147mm</p> <p>5. Wall Plate</p>
 <p>129mm</p> <p>61mm</p> <p>6. Side Roof Beam</p>	 <p>110mm</p> <p>61mm</p> <p>7. Intermediate Roof Beam</p>	 <p>110mm</p> <p>61mm</p> <p>8. Heavy Duty Intermediate Roof Beam</p>	 <p>61mm</p> <p>14mm</p> <p>9. Roof Beam Top Cap</p>	 <p>39mm</p> <p>136mm</p> <p>47mm</p> <p>10. Radiused Gutter Fascia</p>
 <p>63mm</p> <p>138mm</p> <p>11. Angled Gutter Fascia</p>	 <p>12mm</p> <p>95mm</p> <p>12. Infill Fascia</p>	 <p>25mm</p> <p>20mm</p> <p>13. Nosing For Polycarbonate</p>		

Lean-To Veranda

Fixing Details

